



— QUICK “A” LIST — CHANNEL GUIDE

What size and
gauge do you need?

MOST COMMON SIZES

1 5/8"x1 5/8" (Square)
1 5/8"x13/16" (Shallow)

GAUGE

12 ga. or 14 ga.

G584 - 1 5/8"x1 5/8", 14 ga.
G134 - 1 5/8"x13/16", 14 ga.

G582 - 1 5/8"x1 5/8", 12 ga.
G132 - 1 5/8"x13/16", 12 ga.

EXAMPLE

Need a square 12 ga. strut?
G582 - 1 5/8"x1 5/8", 12 ga.

What hole pattern
(perforation) do
you need?

ADD SUFFIX TO PART

OS - Oval slot
LS - Long slot
H - Round hole

Solid - Omit suffix for perforation
(Example: G5822)

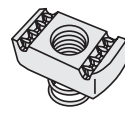
EXAMPLE

Need an oval slot?
G582OS

SPRING NUTS

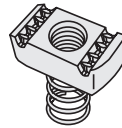
FUNCTION: The spring and cone-shaped plastic (EZ) are designed to conveniently hold the nut in place for the installer to more easily fasten.

Can be ordered with no spring, short spring, regular spring, long spring, top spring and EZ nut. Sizes range from 1/4"-7/8". **The referenced sizing is for the all thread rod or bolt being screwed into the nut.**



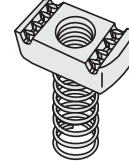
SHORT
USED FOR
13/16" CHANNEL

GN811 - 3/8"
GN812 - 1/2"



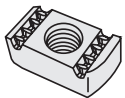
REGULAR
USED FOR
1 5/8" CHANNEL

GN821 - 3/8"
GN822 - 1/2"



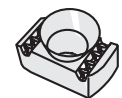
LONG
USED FOR
3 1/4" CHANNEL

GN831 - 3/8"
GN832 - 1/2"



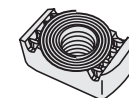
NO SPRING
USED FOR ALL
CHANNEL

GN801 - 3/8"
GN802 - 1/2"



EZ NUT
USED FOR ALL
CHANNEL

GCN801 - 3/8"
GCN802 - 1/2"



TOP SPRING
USED FOR ALL
CHANNEL

GTSN801 - 3/8"
GTSN802 - 1/2"

CUSHION CLAMPS

FUNCTION: Cushion clamps are used to secure tubing or pipe to strut. This provides vibration isolation or protection from dissimilar metals.

Can be ordered in yellow zinc and stainless steel, or special order. Different sizing will be for different measurements options (IPS/OD).



GC1 SERIES
OD SIZING

GC1037 - 3/8"
GC1062 - 5/8"
GC1087 - 7/8"
GC1112 - 1 1/8"
GC1137 - 1 3/8"
GC1162 - 1 5/8"
GC1212 - 2 1/8"



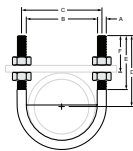
GC2 SERIES
IPS SIZING

GC2050 - 1/2"
GC2075 - 3/4"
GC2100 - 1"
GC2150 - 1 1/2"
GC2200 - 2"

U-BOLTS

FUNCTION: Designed as a support, guide or anchor for heavy loads.

U-Bolts are supplied with four nuts and without a plate. They can be ordered in galvanized, plain and stainless steel. Sizes range from 1/2"-24".



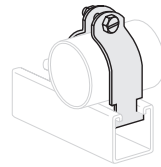
GUB050 - 1/2"
GUB075 - 3/4"
GUB100 - 1"
GUB150 - 1 1/2"

GUB200 - 2"
GUB300 - 3"
GUB400 - 4"
GUB600 - 6"

STRUT CLAMPS

FUNCTION: Used to clamp down pipe onto the open face of the strut channel.

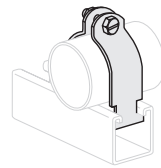
Can be ordered in galvanized, stainless steel and copper plated. Application types can be ordered as Universal (GC114), EMT (GC110) and Rigid GC112). There is different sizing for various measurements (i.e. IPS, OD, copper tube).



GC112 SERIES
IRON PIPE SIZE (IPS)

Sizing ranges from 1/2"-10" and comes in galvanized or stainless steel.

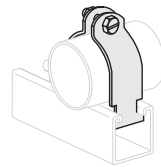
GC112050ASMBL - 1/2" GC112150ASMBL - 1 1/2"
GC112075ASMBL - 3/4" GC112200ASMBL - 2"
GC112100ASMBL - 1" GC112400ASMBL - 4"



GC111 SERIES
OUTSIDE DIAMETER (OD)

Sizing ranges from 1/4"-10 7/8" and comes in galvanized or SS.

GC111062 - 5/8" GC111162 - 1 5/8"
GC111087 - 7/8" GC111212 - 2 1/8"
GC111112 - 1 1/8" GC111412 - 4 1/8"



GC111-CT SERIES
OD COPPER

Sizing ranges from 3/8"-8 1/8".

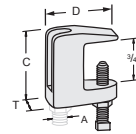
GC111062CT - 5/8" GC111137CT - 1 3/8"
GC111087CT - 7/8" GC111162CT - 1 5/8"
GC111112CT - 1 1/8" GC111212CT - 2 1/8"

NOTE: Used for clamping down copper pipe.

BEAM CLAMPS

FUNCTION: Used to suspend or secure fixtures, threaded rod and various hardware to beam flanges.

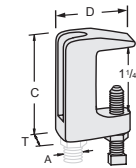
Beam clamps come in three varieties (junior or standard, wide mouth and electricians clamp). They can come in galvanized, plain and stainless steel.



G414 SERIES

SMALL MOUTH, JUNIOR OR STANDARD
Add EG to the end of the part number to make it galvanized.

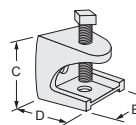
G4142EG - 3/8" G4145EG - 3/4"
G4143EG - 1/2" G4146EG - 7/8"
G4144EG - 5/8"



G413 SERIES

LARGE MOUTH OR WIDE MOUTH
Add EG to the end of the part number to make it galvanized.

G4131EG - 3/8" G4133EG - 5/8"
G4132EG - 1/2" G4134EG - 3/4"



G412 SERIES

ELECTRICIANS CLAMP
Add EG to the end of the part number to make it galvanized.

G4121EG - 1/4"
G4122EG - 3/8"
G4123EG - 1/2"

NOTE: Electricians clamps have two holes to run all thread through.



“A” LIST QUICK REFERENCE

HANGER GUIDE

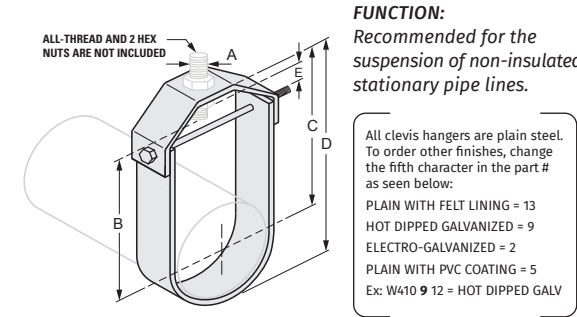


4100 13th St. SW, Canton, OH 44710 866-997-8788 (866-99STRUT)

gregorystrut.com

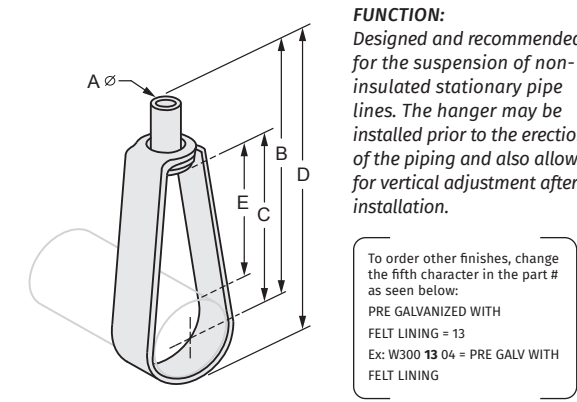
G-FORCE is a product of Gregory Strut

CLEVIS HANGERS



Clevis hangers are available in light duty (W420 series, LD 1/2"-4") or standard duty (W410 series, STD 1/2"-36"). Sizing for clevis hangers is found by measuring the IPS of the pipe it will be holding. **Ex. 4" IPS pipe will need a 4" clevis hanger.** LD will generally be 18-25% less expensive than STD. They can be ordered in galvanized, hot dipped galvanized, plain (or black), copper, stainless steel (304 and 316) and plastic coated.

LOOP HANGERS (ALSO KNOWN AS TEAR DROP OR SWIVEL)



Loop hangers are available in 1/2"-8" and can be ordered in galvanized, copper, stainless steel (304 and 316) and plastic coated. They are measured the same way as clevis hangers. **Ex. 4" IPS pipe will need a 4" loop hanger.**

NOTE: SS loop hangers do not come with the nut for all thread. See "A" in the picture above.

Galvanized

- W420220 - 2" Galvanized LD Clevis Hangers
- W420230 - 3" Galvanized LD Clevis Hangers
- W420240 - 4" Galvanized LD Clevis Hangers
- W410260 - 6" Galvanized STD Clevis Hangers
- W410280 - 8" Galvanized STD Clevis Hangers
- W4102100 - 10" Galvanized STD Clevis Hangers

Copper There is no LD; only comes in 1/2-6"

- W430304 - 1/2" Copper Clevis Hangers
- W430306 - 3/4" Copper Clevis Hangers
- W430310 - 1" Copper Clevis Hangers
- W430314 - 1 1/2" Copper Clevis Hangers
- W430320 - 2" Copper Clevis Hangers
- W430340 - 4" Copper Clevis Hangers

Plain

- W420120 - 2" Plain LD Clevis Hangers
- W420130 - 3" Plain LD Clevis Hangers
- W420140 - 4" Plain LD Clevis Hangers
- W410160 - 6" Plain STD Clevis Hangers
- W410180 - 8" Plain STD Clevis Hangers
- W4101100 - 10" Plain STD Clevis Hangers

304 Stainless Steel

- W410820 - 2" 304SS STD Clevis Hangers
- W410830 - 3" 304SS STD Clevis Hangers
- W410840 - 4" 304SS STD Clevis Hangers
- W410860 - 6" 304SS STD Clevis Hangers
- W410880 - 8" 304SS STD Clevis Hangers
- W4108100 - 10" 304SS STD Clevis Hangers

Galvanized

- W300406 - 3/4" Galvanized Loop Hangers
- W300420 - 2" Galvanized Loop Hangers
- W300430 - 3" Galvanized Loop Hangers
- W300440 - 4" Galvanized Loop Hangers
- W300460 - 6" Galvanized Loop Hangers

Copper

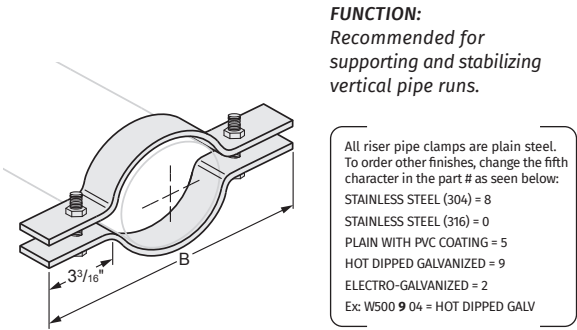
- W310306 - 3/4" Copper Loop Hangers
- W310320 - 2" Copper Loop Hangers
- W310330 - 3" Copper Loop Hangers
- W310340 - 4" Copper Loop Hangers
- W310360 - 6" Copper Loop Hangers

304 Stainless Steel

- W330806 - 3/4" 304SS Loop Hangers
- W330820 - 2" 304SS Loop Hangers
- W330830 - 3" 304SS Loop Hangers
- W330840 - 4" 304SS Loop Hangers
- W330860 - 6" 304SS Loop Hangers

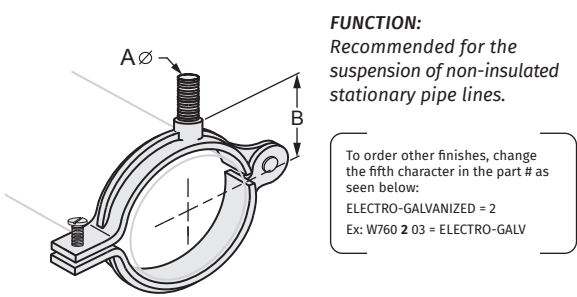


RISER CLAMPS



Riser clamps are available in 1/2"-24" and can be ordered in galvanized, hot dipped galvanized, plain (or black), copper, stainless steel (304 and 316) and plastic coated. Sizing for riser clamps can be found by measuring the IPS of the pipe it will be holding. **Ex. 4" IPS pipe will need a 4" riser clamp.**

SPLIT RING HANGERS (ALSO KNOWN AS HINGED RING, STANDOFF CLAMPS)



Spit ring hangers are available in 1/2"-4" and can be ordered in galvanized, copper, and stainless steel (304 and 316). They are measured the same way as clevis hangers. **Ex. 4" IPS pipe will need a 4" split ring hanger.**

Galvanized

- W500220 - 2" Galvanized Riser Clamps
- W500230 - 3" Galvanized Riser Clamps
- W500240 - 4" Galvanized Riser Clamps
- W500260 - 6" Galvanized Riser Clamps
- W500280 - 8" Galvanized Riser Clamps
- W5001100 - 10" Galvanized Riser Clamps

Copper 1/2-6" only

- W505304 - 1/2" Copper Riser Clamps
- W505306 - 3/4" Copper Riser Clamps
- W505310 - 1" Copper Riser Clamps
- W505314 - 1 1/2" Copper Riser Clamps
- W505320 - 2" Copper Riser Clamps
- W505340 - 4" Copper Riser Clamps

Plain

- W500120 - 2" Plain Riser Clamps
- W500130 - 3" Plain Riser Clamps
- W500140 - 4" Plain Riser Clamps
- W500160 - 6" Plain Riser Clamps
- W500180 - 8" Plain Riser Clamps
- W5002100 - 10" Plain Riser Clamps

304 Stainless Steel

- W500820 - 2" 304SS Riser Clamps
- W500830 - 3" 304SS Riser Clamps
- W500840 - 4" 304SS Riser Clamps
- W500860 - 6" 304SS Riser Clamps
- W500880 - 8" 304SS Riser Clamps
- W5008100 - 10" 304SS Riser Clamps

Galvanized

- W760204 - 1/2" Galvanized Split Rings
- W760206 - 3/4" Galvanized Split Rings
- W760210 - 1" Galvanized Split Rings
- W760214 - 1 1/2" Galvanized Split Rings
- W760220 - 2" Galvanized Split Rings

Copper

- W765304 - 1/2" Copper Split Rings
- W765306 - 3/4" Copper Split Rings
- W765310 - 1" Copper Split Rings
- W765314 - 1 1/2" Copper Split Rings
- W765320 - 2" Copper Split Rings

Plain

- W760104 - 1/2" Plain Split Rings
- W760106 - 3/4" Plain Split Rings
- W760110 - 1" Plain Split Rings
- W760114 - 1 1/2" Plain Split Rings
- W760120 - 2" Plain Split Rings

304 Stainless Steel

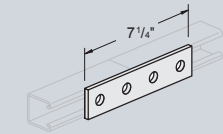
- W760804 - 1/2" 304SS Split Rings
- W760806 - 3/4" 304SS Split Rings
- W760810 - 1" 304SS Split Rings
- W760814 - 1 1/2" 304SS Split Rings
- W760820 - 2" 304SS Split Rings

STRUT ACCESSORIES

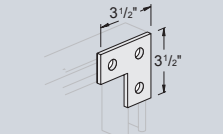
Strut accessories are electro-galvanized unless otherwise specified. They may also be ordered in stainless. Add SS304 or SS316 to the end of the part # to specify desired stainless grade.

*See catalog for sizes.

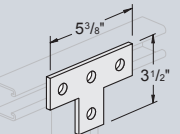
G205
4 HOLE SPLICE PLATE



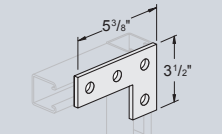
G210
3 HOLE CORNER PLATE



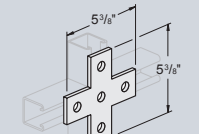
G213
4 HOLE TEE PLATE



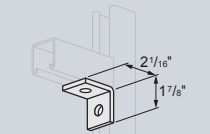
G214
4 HOLE CORNER PLATE



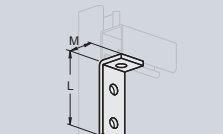
G216
5 HOLE CROSS PLATE



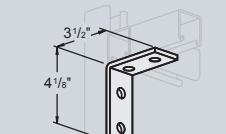
G302
2 HOLE CORNER ANGLE



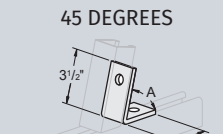
G306*
3 HOLE CORNER ANGLE



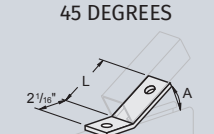
G311
4 HOLE CORNER ANGLE



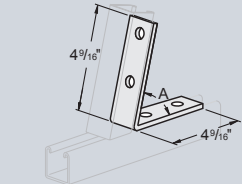
G3171*
2 HOLE CLOSED ANGLE
45 DEGREES



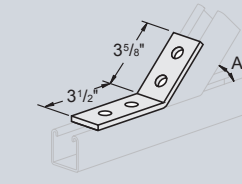
G31911*
2 HOLE OPEN ANGLE
45 DEGREES



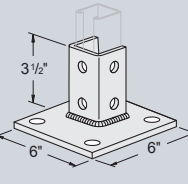
G32002
4 HOLE CLOSED ANGLE
45 DEGREES



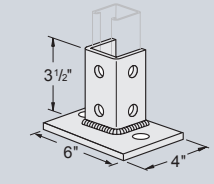
G3206
4 HOLE OPEN ANGLE
45 DEGREES



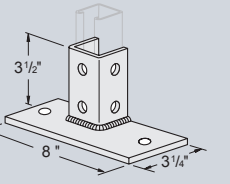
G620SQ
POST BASE SQUARE
1 5/8" STRUT



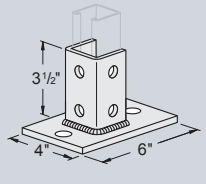
G620FL2
POST BASE
1 5/8" FLUSH MOUNT



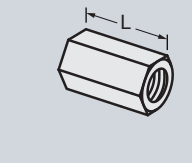
G620FL
POST BASE
1 5/8" STRUT FLUSH MOUNT



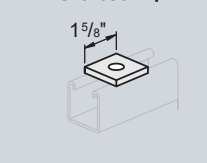
G620FL1
POST BASE
1 5/8" STRUT 4X6 BASE



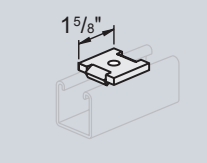
ROD COUPLING
COMES 1/4"-3/4"
GRC037 - 3/8"
GRC050 - 1/2"



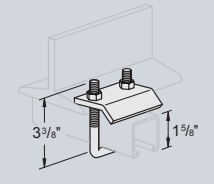
SQUARE WASHERS
COMES 1/4"- 3/4"
G201037 - 3/8"
G201050 - 1/2"



NO-TURN WASHERS
COMES 1/4"- 3/4"
G202037 - 3/8"
G202050 - 1/2"



G402
U-BOLT BEAM CLAMP
1 5/8" STRUT



— QUICK “A” LIST —
CHANNEL
GUIDE

How long do you
need it to be?

ADD SUFFIX TO PART #

- 1 - 10 ft.
- 2 - 20 ft.

EXAMPLE

Need 20 ft. lengths?
G582OS2

What finish (coating
or material) do
you need?

ADD SUFFIX TO PART #

POP - Green paint
SS or SS316 - for 304 or 316SS

NOTE: Strut is pre-galvanized unless otherwise
specified using the suffix abbreviations above.

EXAMPLE

Need grade 316 stainless steel?
G582OS2SS316

NOTE: Channels are only supplied in minimum
bundle quantities of 500 ft.

EXCEPTIONS: Stainless steel and
HDG are available in smaller quantities.

EXAMPLE

G582OS2SS316 - 1 5/8"x1 5/8"x20 ft.
12 ga., oval slotted, grade 316SS